AK50X OTP Sort

产品概观

功能概述



型号列表

Body	Duration	IO counts
\	\	\
AK508(SOP8)	80” @6K/4bits	4 I/O
AK504(SOP8)	40” @6K/4bits	4 I/O
AK502(SOP8)	20” @6K/4bits	3 I/O

封装脚位图

SOP8-1A : AK502



Pin Name	Write Pin	MCU

SOP8-1A : AK504

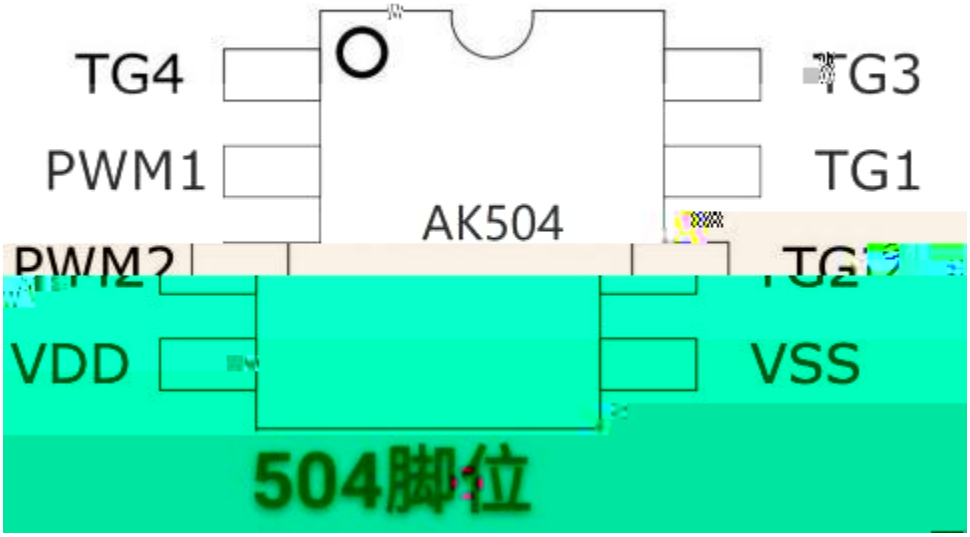

Pin Name	Write Pin	MCU Mode	Description
			3 O L

SOP8-1A : AK508

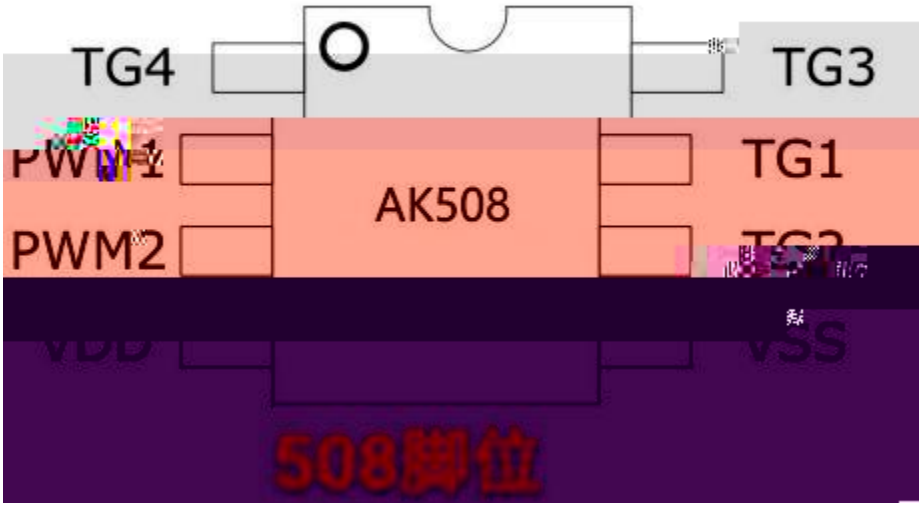

Pin Name	Write Pin	MCU Mode	Description
		U	

O

应用线路图

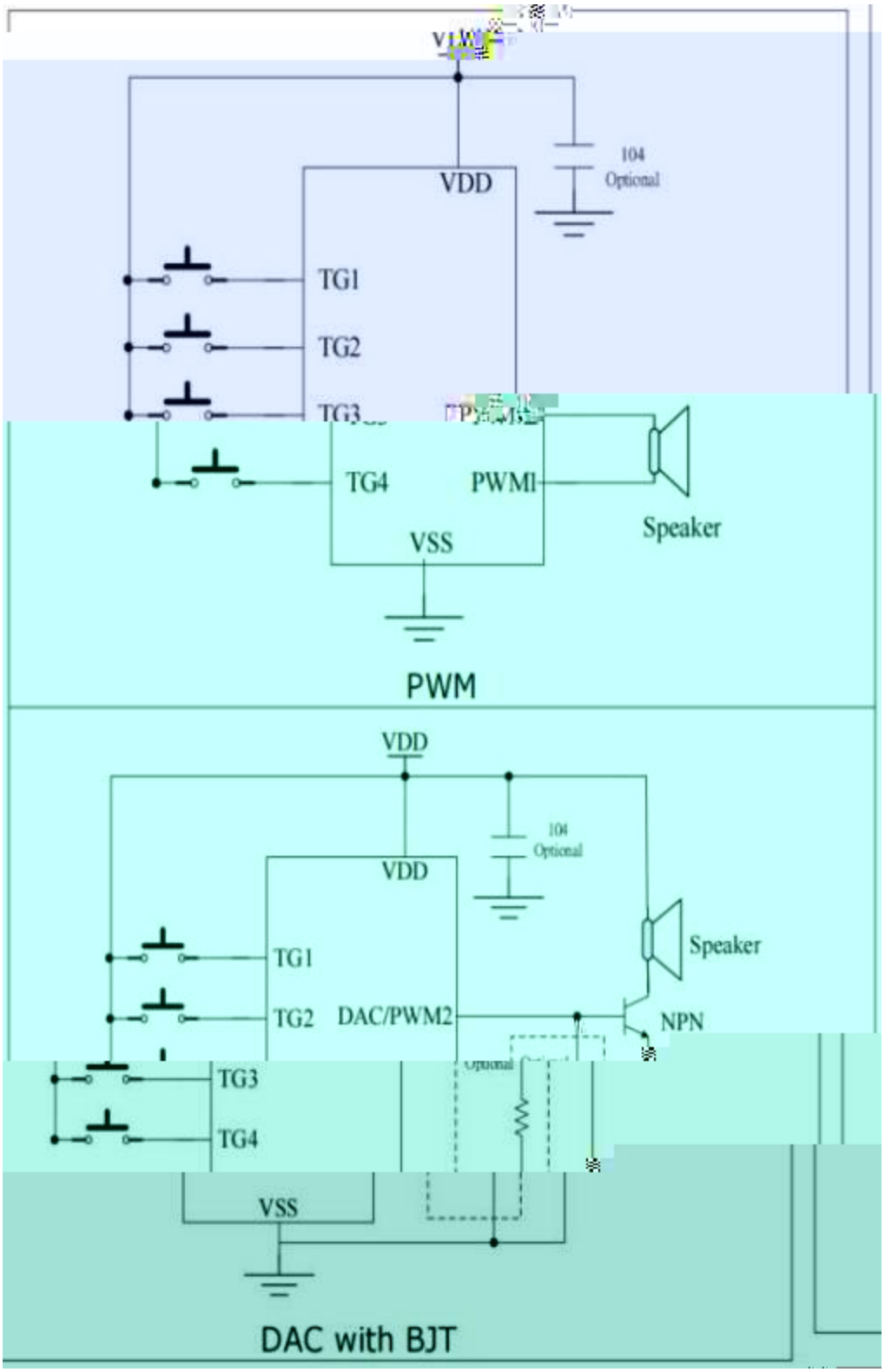
VDD
104
Optional
TG1
TG2
TG3
TG4
PWM1
VSS
Speaker
PWM
VDD
104
Optional
VDD
TG1
TG2
DAC/PWM2
Speaker
NPN
TG3
TG4
VSS
DAC with BJT

参考原理图

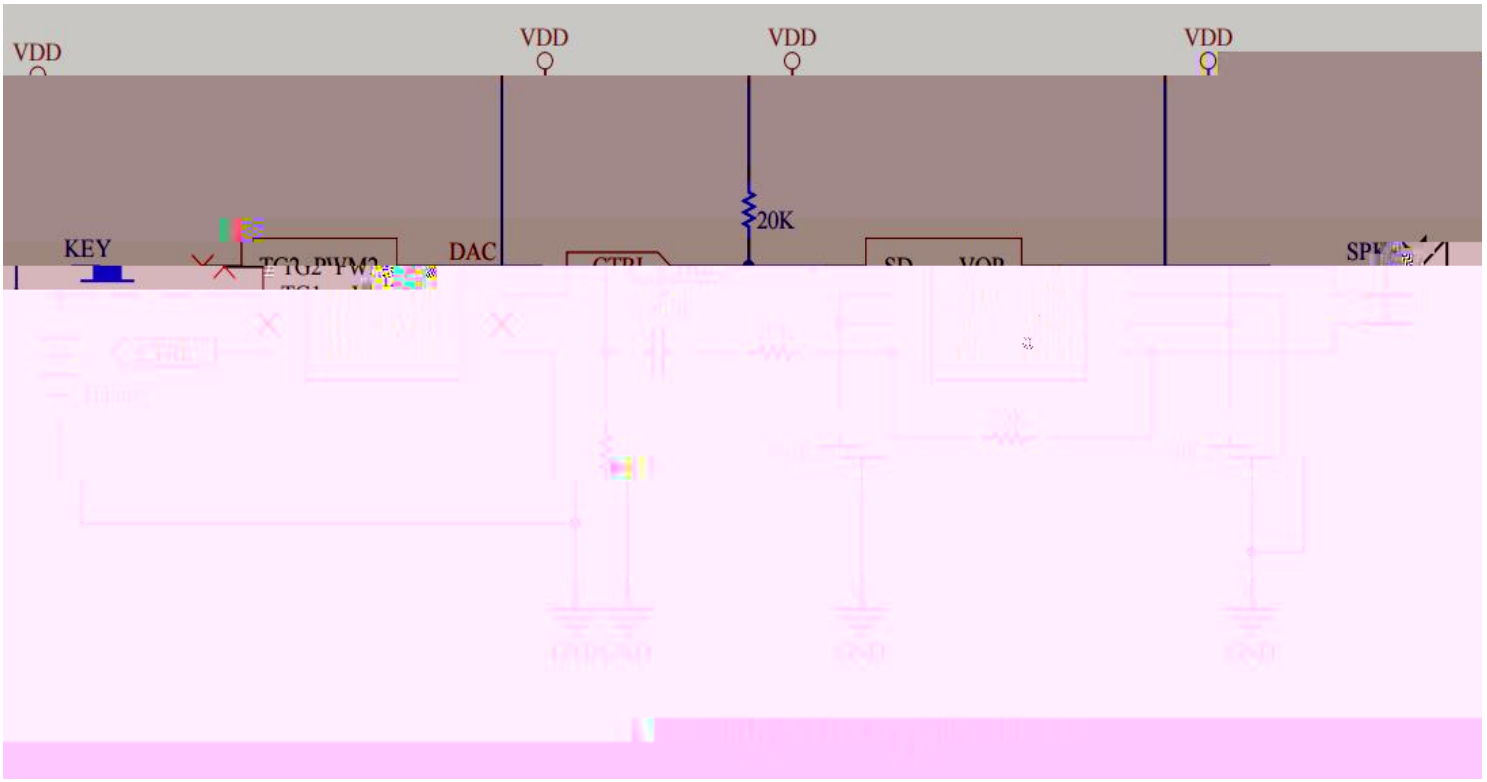

按键触发模式

(

(e) Tr

(i) Option Setting = Retrigger

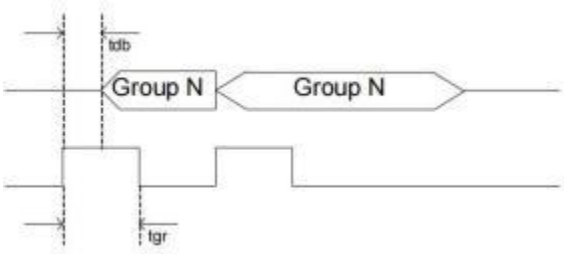

(j) Option Setting = Irretrigger

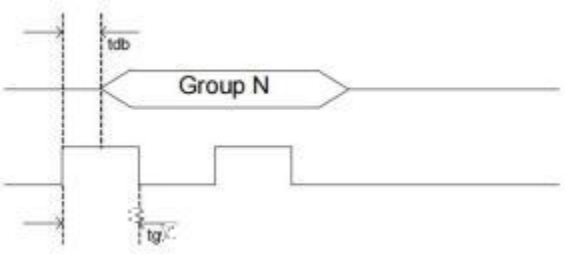

(k) TG1 = Sequential Trigger & From Group1~Group5

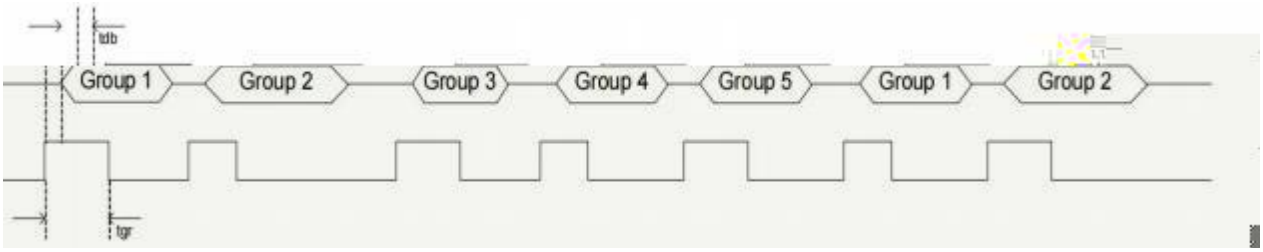

触

Voice File	Description
Voice File A	Hello (1.5”)
Voice File B	Good Morning (3”)
Voice File C	John (Hm" / æ /
Voice File D	Tom (1”)
Voice File E	Mary (

Group1 = Step1 + Step2 r " m " / !

Group 2 = Step3 % Step 4 + Step 5 5 " m " / " m " B Š

Group 3 = Step 6 %

Hm ''

MCU 模式指令表

Command	PIN	Command Data	Clock Count	Description
Initial	TG1	0x1E5858	24 clk	Wake up the chip
	TG3			
START	TG1	0x0A0140	24 clk	Wake up the chip
	TG3			
STOP	TG1	0x0A0100	24 clk	Stop the chip (Enter sleep mode)
	TG3			
PLAY	TG1	0x 18+Group Address Ex:0x00C8	24 clk	Play Voice Step Address
	TG3			
PAUSE	TG1	0x1600	16 clk	Pause the Playback and hold the Voice data
	TG3			
RESUME	TG1	0x1600	16 clk	Resume Playback from the previous Voice data
	TG3			
Check PAUSE	TG1	0x2200		Check Voice is pause or not. DO.Bit3=1:PAUSE
	TG3	Read 1 byte(Check DO[3])		
Read Busy	TG1	0x2200	16 clk	Check Voice is Stop or Not
	TG3	Read 1 byte(Check DO[6])		
Change Volume	TG1	0x0A05+Volume(00~07) Ex: Volume = 5 , DI = 0x0A0505	24 clk	
	TG3			
Change Play Rate	TG1	0x0A06+PR PR = 0x00~0x 1D PlayRate = 96Khz/(32-PR)	24 clk	
	TG3			

Group Address is generated by the Tool .

Pulse Mode Signal

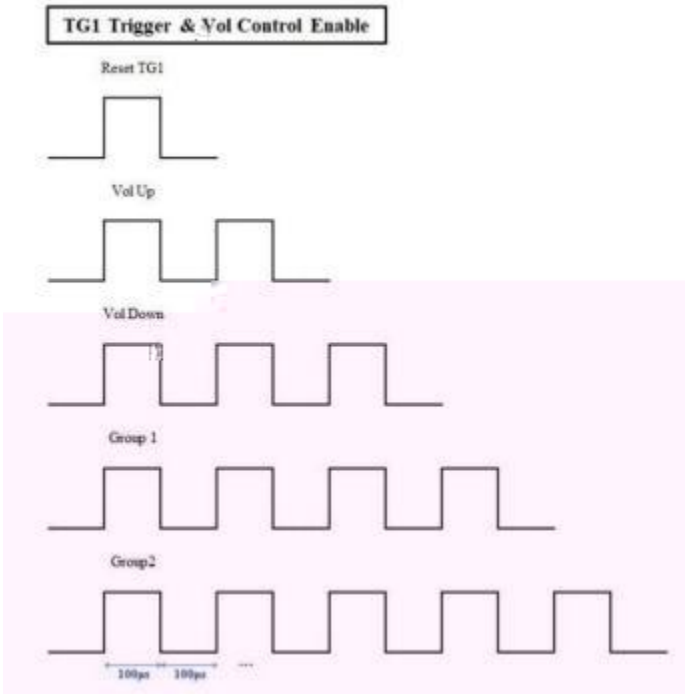

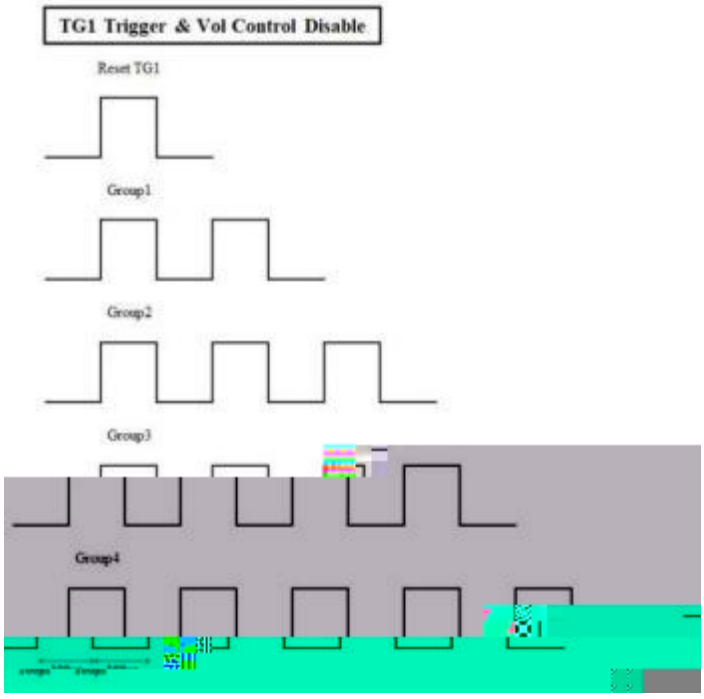

TG2 Trigger & Vol Control Enable

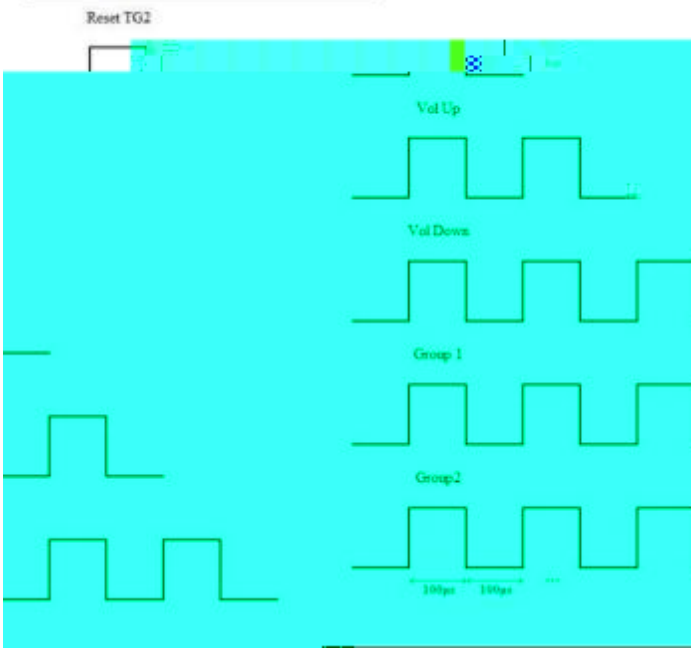

TG2 Trigger & Vol Control Disable

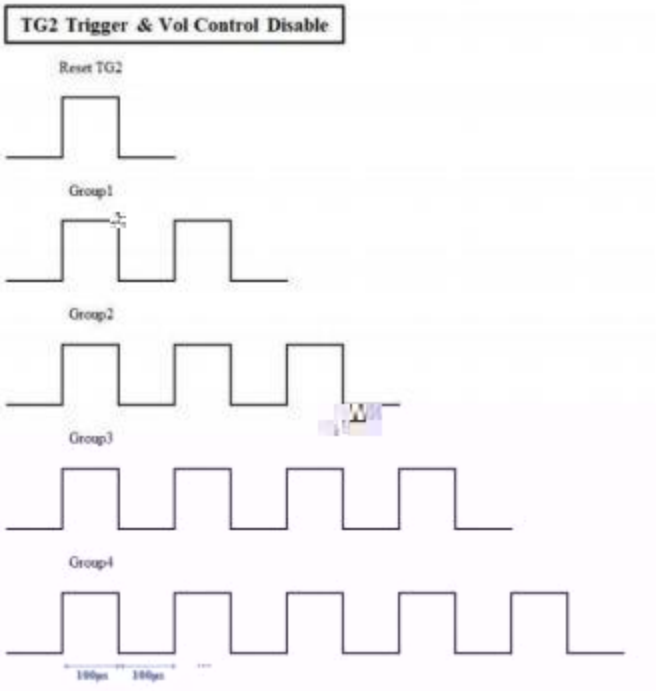

地址：深圳市龙华区民治街道民乐路鸿荣源北站商业中心B座604-610 电话:0755-82548967 / 传真:0755-83207367

AK50X OTP Series

封装信息 (Package Information)

Size / Symbols	Min(mm)	Max(mm)	Size / Symbols	Min(mm)	Max(mm)
A	4	8			