
S
G
D

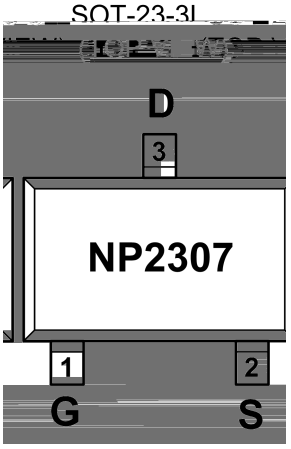
SOT-23-3L
D
3
NP2307
1
2
G
S

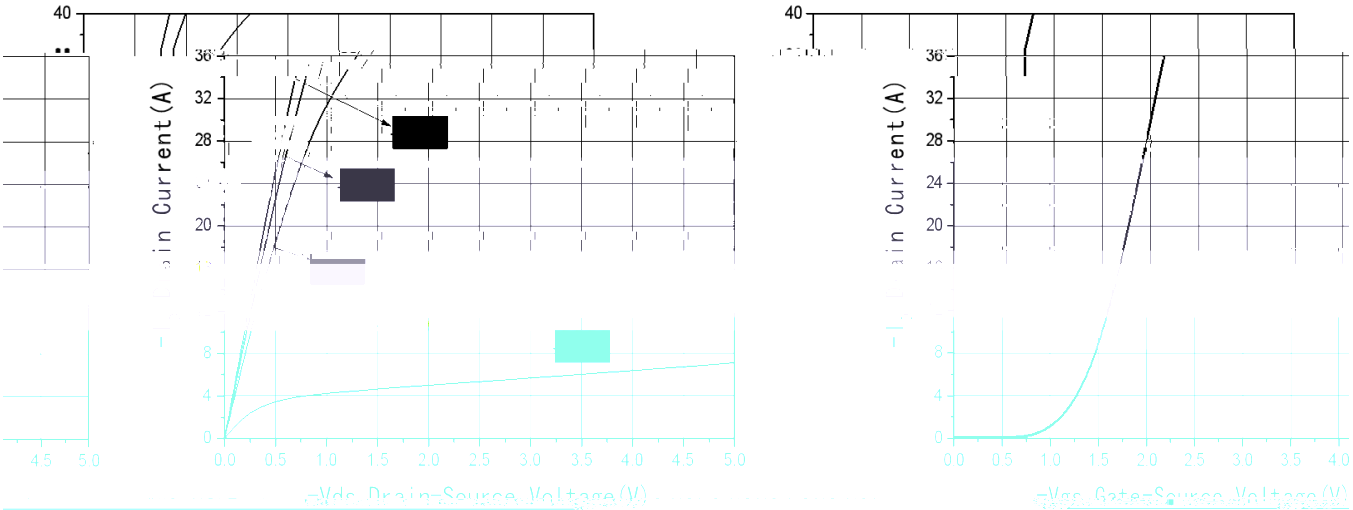


Fig1 Output Characteristics




Fig4 Capacitance vs Vds

Fig3 Rdson-Drain current




Fig6 Gate Charge

Fig5 Rdson-Gate Drain voltage

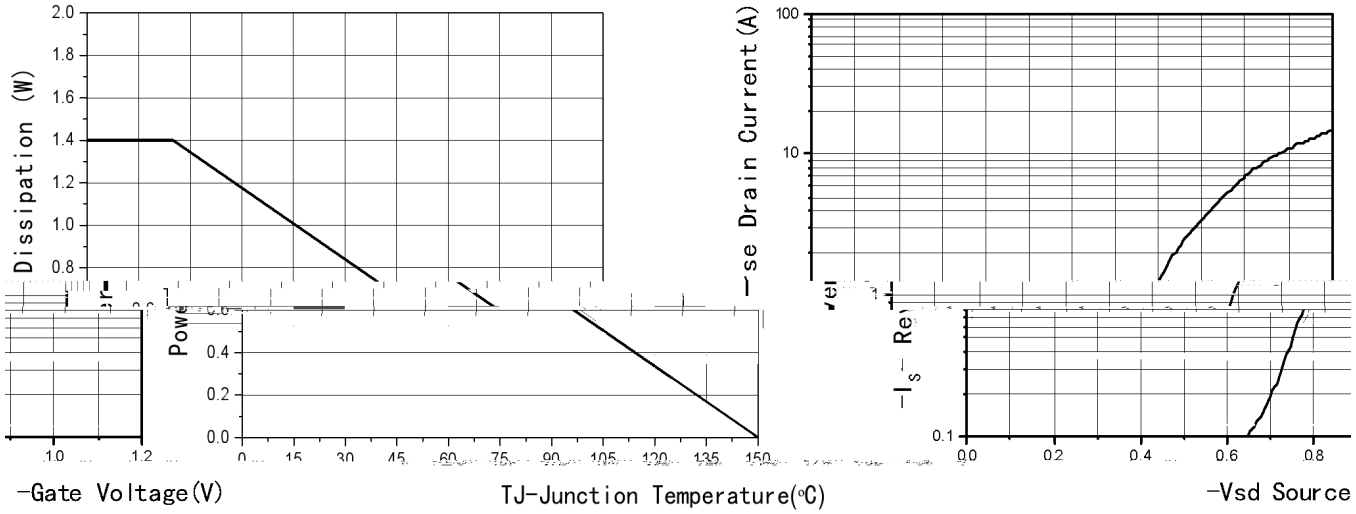


Drain Diode Forward Fig7 Power De-rating Fig8 Source-

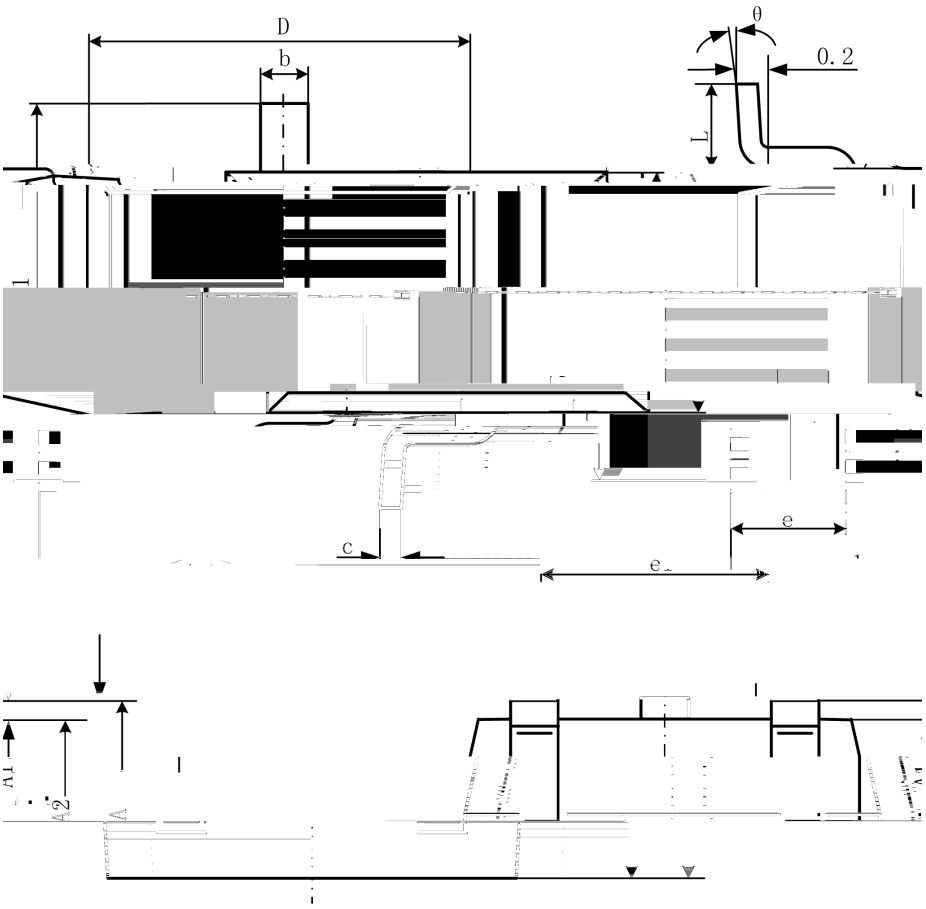


| | | | | |
|---|---|---|---|---|
| A | 1.050 | 1.250 | 0.041 | 0.049 |
| A1 | 0.000 | 0.100 | 0.000 | 0.004 |
| A2 | 1.050 | 1.150 | 0.041 | 0.045 |
| b | 0.300 | 0.500 | 0.012 | 0.020 |
| c | 0.100 | 0.200 | 0.004 | 0.008 |
| D | 2.820 | 3.020 | 0.111 | 0.119 |
| E | 1.500 | 1.700 | 0.059 | 0.067 |
| E1 | 2.650 | 2.950 | 0.104 | 0.116 |
| e | 0.950(BSC) | | 0.037(BSC) | |
| e1 | 1.800 | 2.000 | 0.071 | 0.079 |
| L | 0.300 | 0.600 | 0.012 | 0.024 |
| θ | 0° | 8° | 0° | 8° |