■

□□ □ □

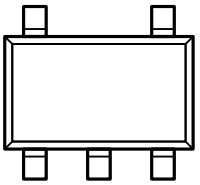

■

SOT89-5L	**SOT23-5L**		
1	1	CHRG	
2	2	GND	
3	3	BAT	
4	4	VIN	
5	5	PROG	

■

CHRG 1 CHRG N MOSFET

CHRG

P	XT4042

35	4.35V

■

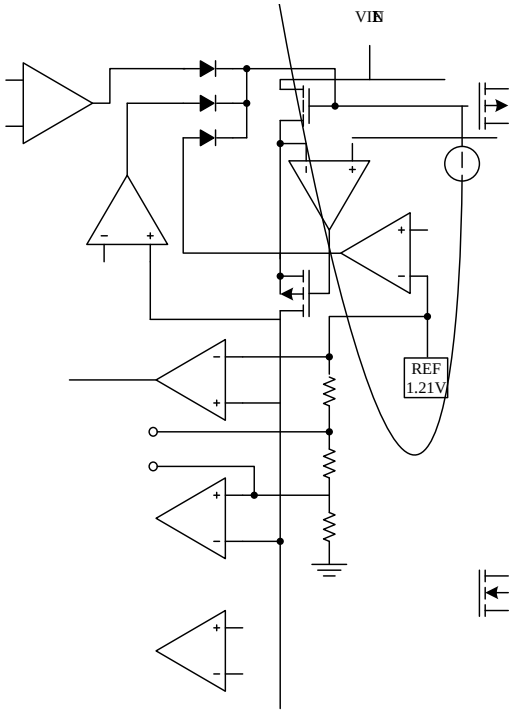

■

	Vin	V_{SS}-0.3 V_{SS}+7	
PROG	Vprog	V_{SS}-0.3 Vin+0.3	V
BAT	Vbat	Vss-0.3 7	

■

(TA=25 unless otherwise noted)

						UNIT
	Vin	-	4.25	-	6.5	V
	Iin	Charge mode, Rprog=10K	-	300	800	μA
		Standby mode	-	20	50	μA
		Shutdown mode (Rprog not connected,Vin<Vbat or Vin<Vuv)	-	10	30	μA
	Vfloat	0 <TA<85 , IBAT = 40mA	4.32	4.35	4.38	V
BAT	Ibat	Rprog=10k, Current mode	93	100	107	mA
		Rprog=2k, Current mode	465	500	535	mA
		Standby mode, Vbat=4.35V	0	-2.5	-6	μA
		Shutdown mode	-	1	2	μA
		Battery reverse mode, VBAT=-4V	-	0.7	-	mA
		Sleep mode, Vin=0V	-	1	2	μA
	Itrikl	Vbat<Vtrikl, Rprog=5k	30	40	50	mA
	Vtrikl	Rprog=10K Vbat Rising	2.8	2.9	3.0	V
	Vtrhys	Rprog=10k	60	80	110	mV
	Vuv					

■

1. VS BAT

2. VS PROG



3. VS

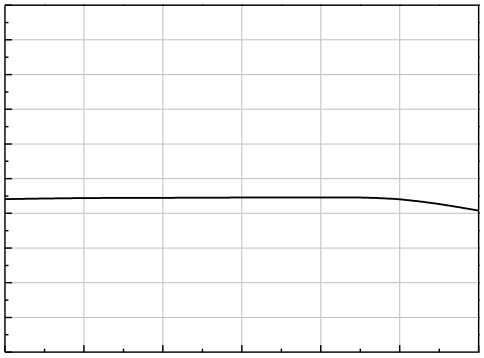

4. CHRG VS CHRG



5. CHRG VS CHRG

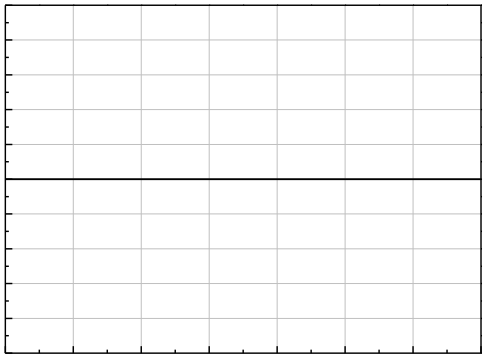

6. PROG VS PROG

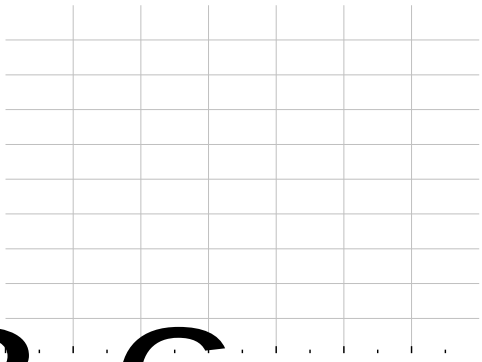

2.6

13. VS

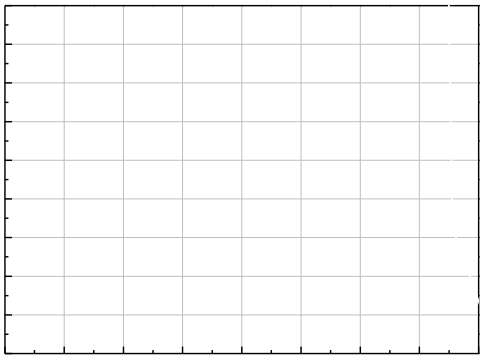

14. CHRG VS

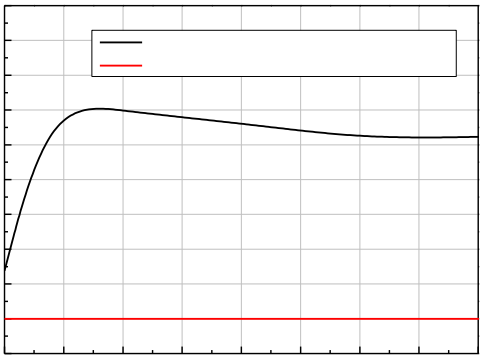

15. VS

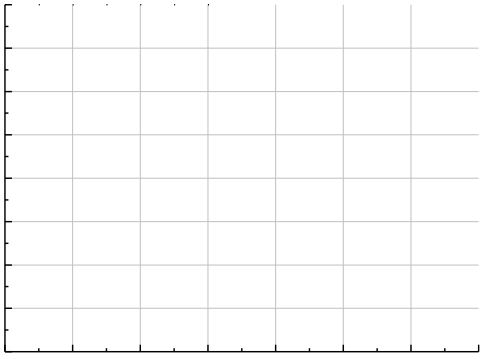

16. VS

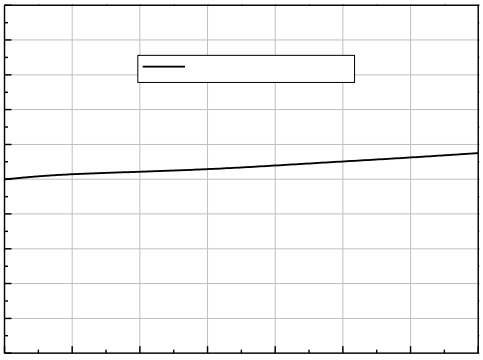

17. VS

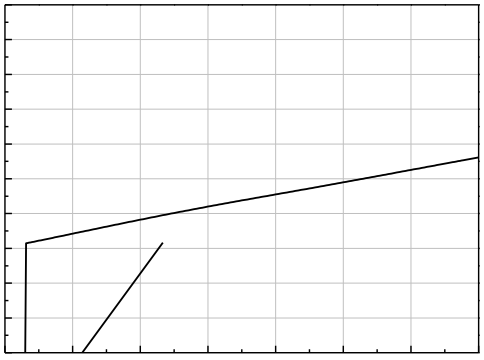

■

SOT89-5L